

# D-100 CAR

## PRIMA FUNCIONAL Series

Specially designed for residential buildings.

### WALLS-CONSTRUCTION

Direct: Structural wall on plastic-coated steel.

### WALLS-DECORATION

Modular panels flush mounted in white plastic-coated steel, K01.

### MIRRORS

One sheet mirror on rear wall.

### CEILING

Fluorescent lighting.  
Perforated ceiling.

Finishes:

**DAY:** Black

**NIGHT:** Black

**SKY:** K10 Blue

### HANDRAIL

One, tubular on back wall.

Finishes:

**DAY:** Mirror finish

**NIGHT:** Black

**SKY:** Blue epoxy

### SKIRTING AND ENTRANCES

Finishes:

**DAY:** Smooth stainless steel

**NIGHT:** Black plastic-coated steel

**SKY:** K10 Blue plastic-coated steel

### FLOOR

Finishes:

**DAY:** Grey circle-patterned rubber

**NIGHT:** Black circle-patterned rubber

**SKY:** Blue circle-patterned rubber

### CAR OPERATING PANEL


Finishes:

**DAY:** Satin-finish stainless steel

**NIGHT:** Black plastic-coated steel

**SKY:** K10 Blue plastic-coated steel

Adapted to EN81-70 standard



D100. SKY

# D-100 CAR

## DAY



D-100 Day. X01

## NIGHT

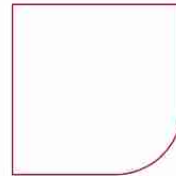


D-100 Night. E04

Standard  
Optional


### WALLS

RANGE CROM: WHITE



K01  
White

### FLOORING



R24  
Black  
circle  
rubber



R28  
Grey  
circle  
rubber




R23  
Blue  
circle  
rubber




R34  
Cobalt  
Marble  
rubber


### CEILING




L11



L16



L17



L18

FINISHES



E04  
Black  
epoxy



E10  
Blue  
epoxy



X12  
Steel Mirror  
finish

### HANDRAILS



P10E04 Black epoxy



P10E10 Blue epoxy



P10X12 Mirror shine

### MIRRORS



Width of panel

### SKIRTING & CAR ENTRANCES



K04 Black steel



X01 Satin finish steel



K10 Blue Atlantic plastic-coated steel